
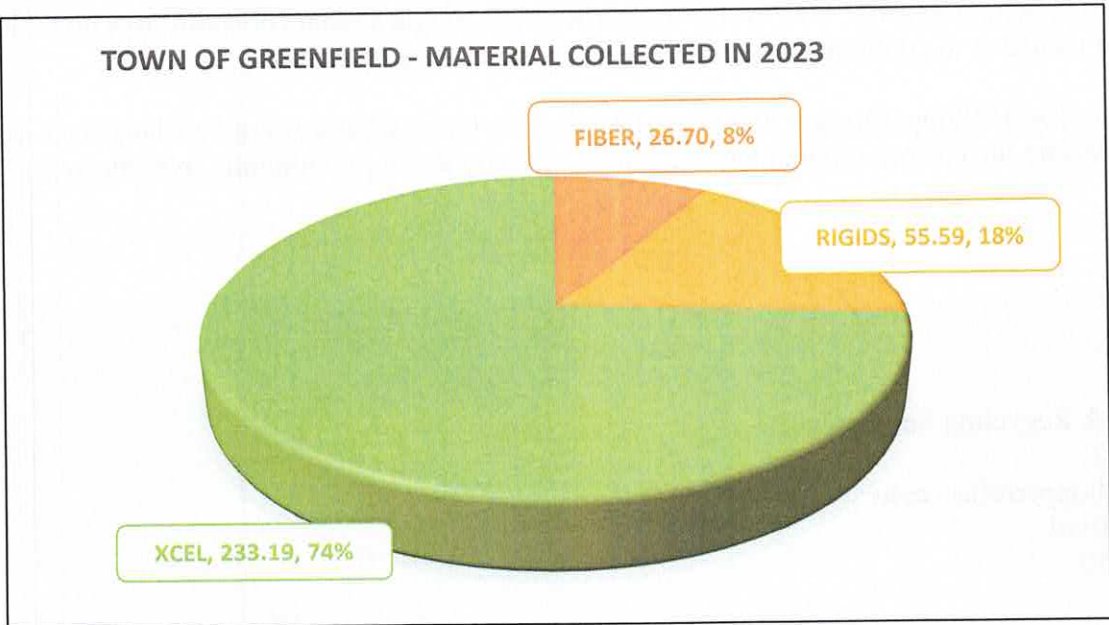


## 2023 DATA & INFORMATION

Hilltopper Refuse & Recycling Service Inc. collected **105.19 ton** of residential recyclable material and **383.72 ton** of residential refuse from the Town of Greenfield report year. The visual below show the weight of material collected from residents monthly in 2023. The enclosed graph displays the weight and percentage of material collected. This information should aid in identifying trends of residential waste and recycling produced monthly.

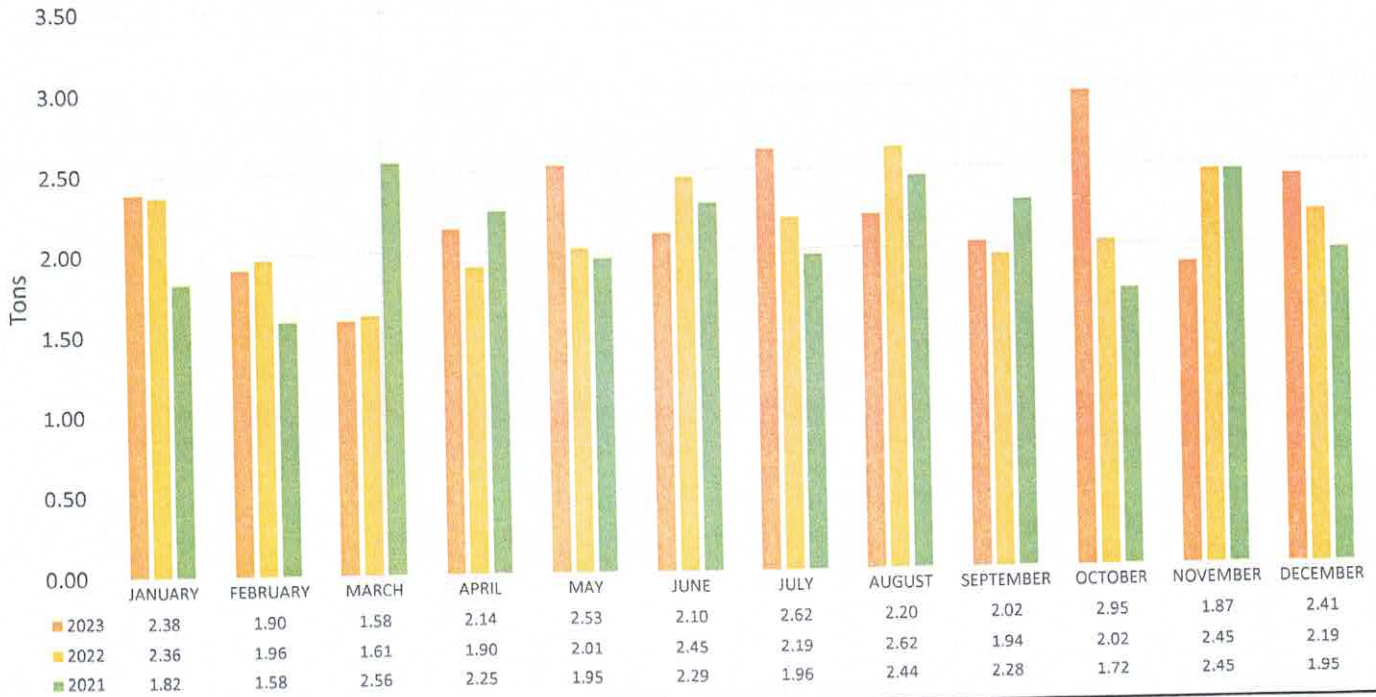
*\*Ferrous and non-ferrous weights are reported by La Crosse County and vary based on refuse tonnage\**

															
RU: T. of Greenfield															
YEAR: 2023															
	JANUARY	FEBRUARY	MARCH	APRIL	MAY	JUNE	JULY	AUGUST	SEPTEMBER	OCTOBER	NOVEMBER	DECEMBER	TOTAL	UNIT	
<b>RECYCLING</b>															
FIBER	2.38	1.90	1.58	2.14	2.53	2.10	2.62	2.20	2.02	2.95	1.87	2.41	26.70	Tons	
RIGIDS	6.16	4.31	4.14	4.35	5.14	4.12	5.41	4.27	3.79	4.81	4.29	4.80	55.59	Tons	
SINGLE STREAM														0.00	Tons
METAL	0.00	1.33	1.24	2.24	2.74	0.93	3.88	2.25	2.01	2.60	2.14	1.54	22.90	Tons	
GLASS														0.00	Tons
PLASTIC														0.00	Tons
OCC														0.00	Tons
<b>RECYCLING TOTAL</b>	<b>8.54</b>	<b>7.54</b>	<b>6.96</b>	<b>8.73</b>	<b>10.41</b>	<b>7.15</b>	<b>11.91</b>	<b>8.72</b>	<b>7.82</b>	<b>10.36</b>	<b>8.30</b>	<b>8.75</b>	<b>105.19</b>	Tons	
<b>REFUSE</b>															
XCEL	23.57	16.80	16.77	16.19	21.15	17.78	22.43	18.02	17.98	22.12	19.54	20.84	233.19	Tons	
LANDFILL	8.14	9.40	7.10	7.87	11.19	7.45	9.52	6.29	9.05	8.16	9.36	7.14	100.67	Tons	
BRUSH														1.43	Tons
DEMO	2.04		1.60	5.30	4.23	5.92	6.20	6.96	4.24	6.21	2.42	1.36	46.48	Tons	
STREET SWEEPINGS														0.00	Tons
TIRES														1.95	Tons
<b>REFUSE TOTAL</b>	<b>33.75</b>	<b>26.20</b>	<b>25.47</b>	<b>29.36</b>	<b>36.57</b>	<b>31.76</b>	<b>38.15</b>	<b>31.27</b>	<b>31.27</b>	<b>37.03</b>	<b>32.75</b>	<b>30.14</b>	<b>383.72</b>	Tons	
<b>Ferrous/Non-Ferrous</b>															
	GOV. UNIT W-T-E	TOTAL W-T-E	% OF TOTAL W-T-E	TOTAL RECYCLED FERROUS	TOTAL RECYCLED NON-FERROUS	TOTAL RECYCLED	FERROUS & NON-FERROUS RECYCLED								
JAN-DEC 2023	233.19	85,404.00	0.27%	2,487.00	345.00	2,832.00	7.73	Tons							

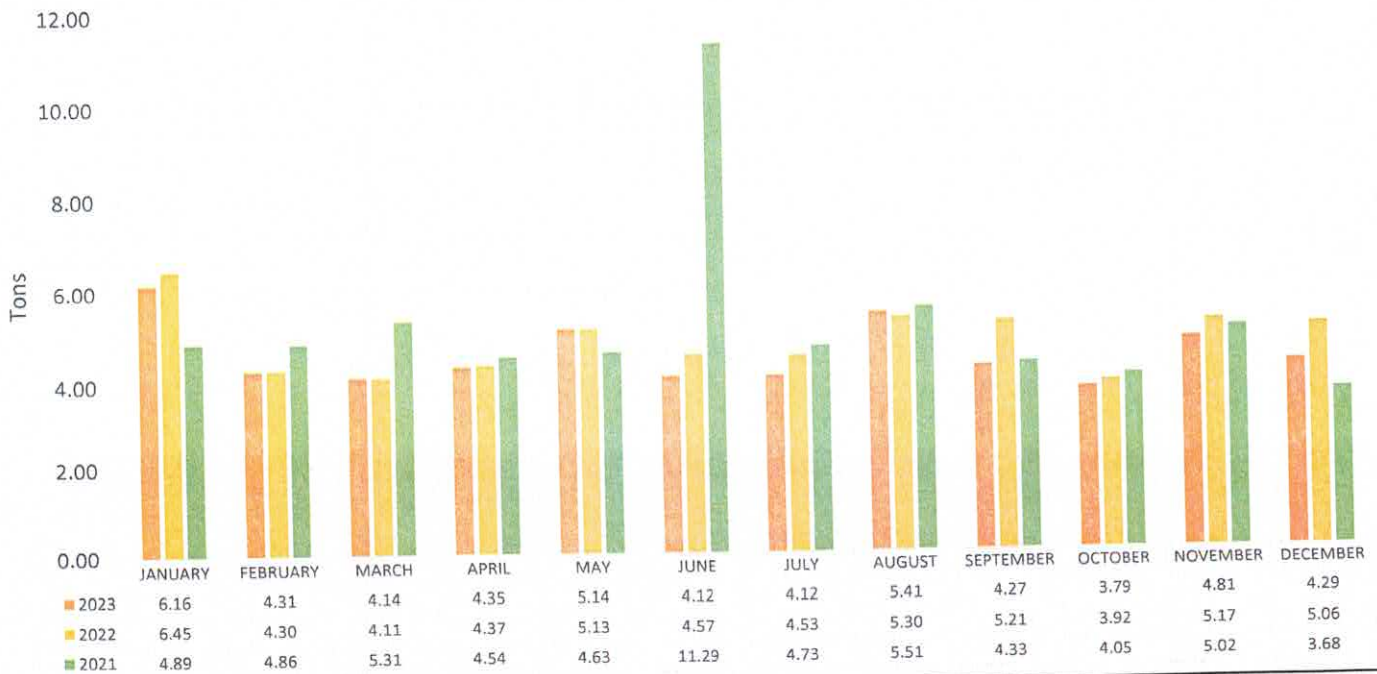


Below is a 3 Year comparison of the tonnage of fiber and rigid material collected. The Town of Greenfield residents produced around 1.76 tons of rigids to one ton of fiber. **Additionally, in 2023, residents produced .49 less recyclable material than in 2022.** This material is recycled at Hilltopper's Recycling Facility or Green Circle Recycling where it is sorted and shipped to end markets.

Town of Greenfield - Fiber 3 Year Comparison



Town of Greenfield - Rigids 3 Year Comparison





Below provides a 3 Year Comparison of material dumped at Xcel. **In 2023, residents of Town of Greenfield increased refuse/trash collected by 5.02 tons, compared to 2022.** La Crosse County diverts “acceptable” municipal solid waste loads to Xcel Energy’s incineration facility where it is burned for electrical energy.

Town of Greenfield - Xcel 3 Year Comparison

